
















STANDARD FEATURES

HILLSIDE
PARK 5EMERALD
PARK 5

ENERGY

Energy Star Certified*		
Dual Pane Low-E Vinyl Windows		
Whole House Exhaust System		
Tankless Water Heater		
Spray Foam Insulation		PER PLAN

PEACE OF MIND

StrucSure Home Warranty		
Soil Test & Post Tension Slab		
Termite Treatment Wood Application		








SMART FEATURES

3 USB Outlets		
Keyless Front Entry Deadbolt		
CAT5 DATA + Tube to Closet		

INTERIOR

Water Softener Prep		
1 Sheetrock Shelf in Garage		
Ceiling Height in Living & Kitchen	10'	10'
Ceiling Height in Beds	10'	10'
Border Design in All Bedrooms		
5"-6" Base Moldings		
Roller Shades in Bedroom Windows & 1 Primary Bath Window		
LED Lights Throughout		
2 LED Lights in Each Bedroom		
Ceiling Fan in Living and Bedrooms		
Sliding Back Doors (3 Panel) 8' 0" Height	PER PLAN	PER PLAN
Rounded Corners		
Painted Garage Floor		
Carpet in Bedrooms (Carpet soft tonal texture or solid, installed with 1/2" 6lb rebound pad. R2X stain treatment.)		
Living Room Accent Wall - Media Ready		

KITCHEN

Solid Wood Full Extension Cabinetry w/Spice & Wine Rack		
Black Squared Cabinet Hardware		
Stainless Steel 5-Burner Cooktop		
Built-In Stainless Steel Wall Oven, Microwave, & Dishwasher		
Ceramic Tile or 1' Quartz Backsplash		
Quartz Countertops		
Glass Pantry Door		
Undermount Cabinet Lighting		

















BATH

Ceramic Tiled Wall Behind Vanity in Full Bathrooms		
Decorative Tile		
Dual Shower Heads in Primary Bathroom		
Vessel or Under-mount Sink		
Cabinet Design in Primary Bath		
Framed Mirrors		
Freestanding Tub	PER PLAN	
Ceramic Tile Flooring in Primary Closet		
Shower Glass Enclosures	PER PLAN	PER PLAN

UTILITY ROOM

Plumbed for Gas & Electric Dryer		
Cabinet & Hanging Rod		

EXTERIOR

Basic Front Landscaping with Two Trees in Parkway		
Front Porch LED Lighting		
Accent Color for Pull Outs		
Covered Patio with Gas Line		
2 Holiday Light Outlets		
Painted Insulated Garage Door		
Automatic Garage Door Opener with 2 Remotes		
Wallmounted Light Fixtures		
Stacked Stone Accents	PER PLAN	PER PLAN
Ceramic Tile Accents	PER PLAN	PER PLAN
Tiled Roof	PER PLAN	PER PLAN
Designer Fiberglass Front Door	6'	8'

DIAMOND UPGRADE OPTIONS

3 Kitchen Island Pendants	AVAILABLE	AVAILABLE
Apron/Farm Sink	AVAILABLE	AVAILABLE
Austin Exterior Stone	AVAILABLE	AVAILABLE
Chandelier in Dining/Primary Bath	AVAILABLE	AVAILABLE
Crown Molding in Primary Closet	AVAILABLE	AVAILABLE
Coffee Bar with Floating Shelves		AVAILABLE
Cabinet Above Fridge	AVAILABLE	AVAILABLE
Electric Fireplace		AVAILABLE
Pot Filler	AVAILABLE	AVAILABLE
Shiplap Entry Ceiling Design	AVAILABLE	AVAILABLE
Shiplap Pantry	AVAILABLE	AVAILABLE
Tiled Powder Room Wall Behind Vanity	AVAILABLE	AVAILABLE
Two Toned Island	AVAILABLE	AVAILABLE